





Matsuri Crashers  
 Battle Structures  
 20111127a

### Parts learned

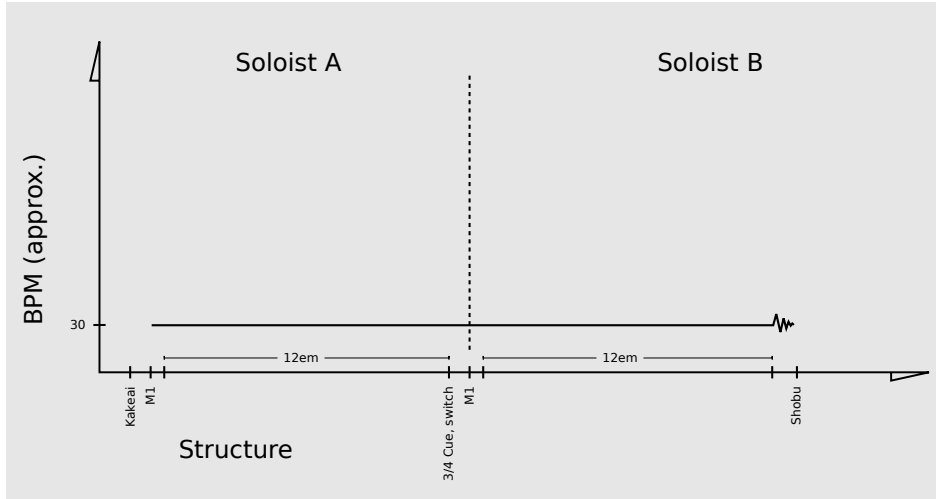
	<input type="checkbox"/> solo <input type="checkbox"/> jiuchi <input type="checkbox"/> obs.
	<input type="checkbox"/> solo <input type="checkbox"/> jiuchi <input type="checkbox"/> obs.
	<input type="checkbox"/> solo <input type="checkbox"/> jiuchi <input type="checkbox"/> obs.
	<input type="checkbox"/> solo <input type="checkbox"/> jiuchi <input type="checkbox"/> obs.
	<input type="checkbox"/> solo <input type="checkbox"/> jiuchi <input type="checkbox"/> obs.
	<input type="checkbox"/> solo <input type="checkbox"/> jiuchi <input type="checkbox"/> obs.





- Slow tempo
- Basics focus
- Observers keep ji, clapping

Notes



Notes section containing 14 horizontal lines for musical notation, each with vertical tick marks for timing.

Kakeai A: 「じゅうばん!」 / "The 10!"  
Jyuu ban  
 O: 「じゅうたい!」  
Jyuu tai

M1

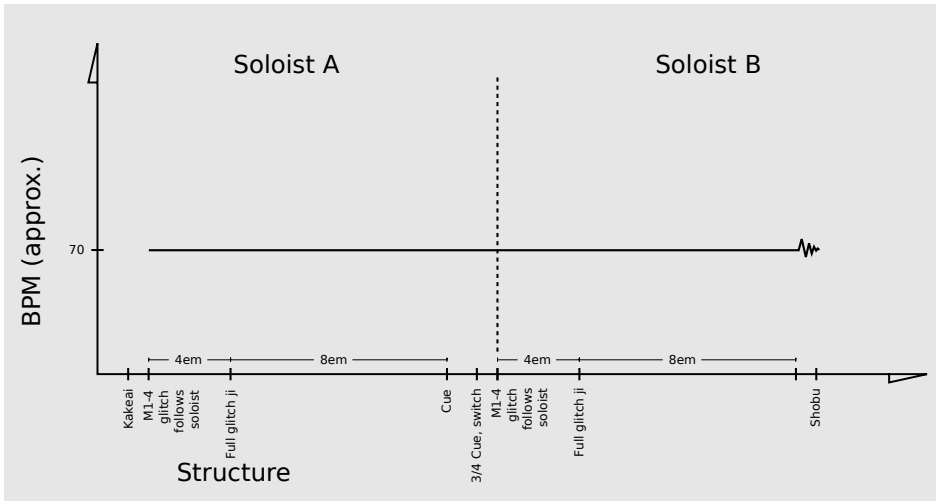
A: ● ● ● X X X X

Ji: ▲ ▲ ▲ ▲ ▲ ▲ ▲ + + +

stomping

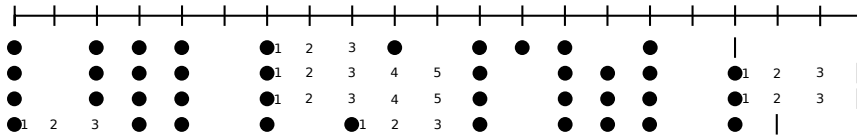


- Glitch ji
- Movement focus

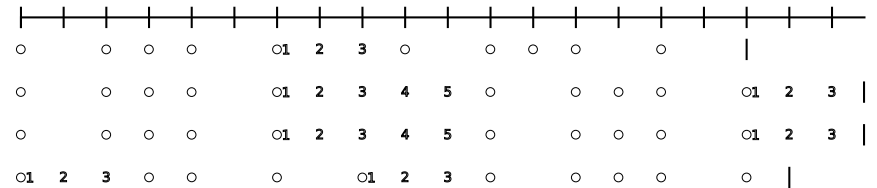
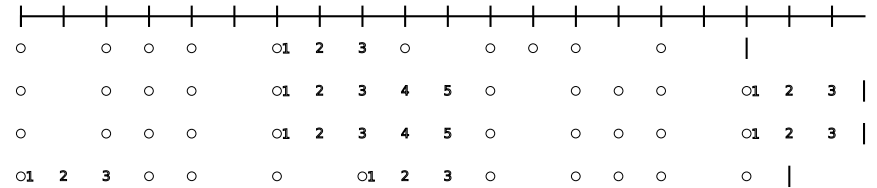
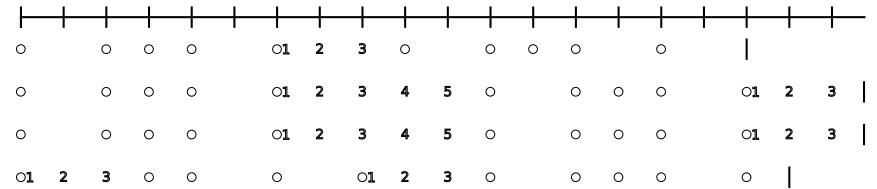
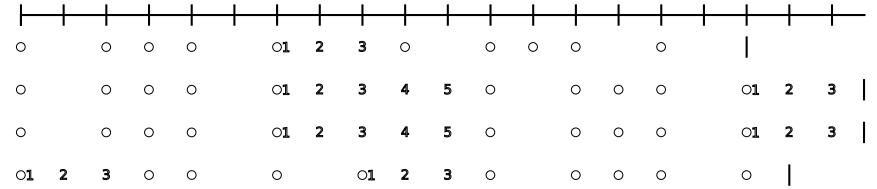


Kakeai A: "101!"  
 O: 「みだれうち!」  
Midare uchi

Glitch Ji



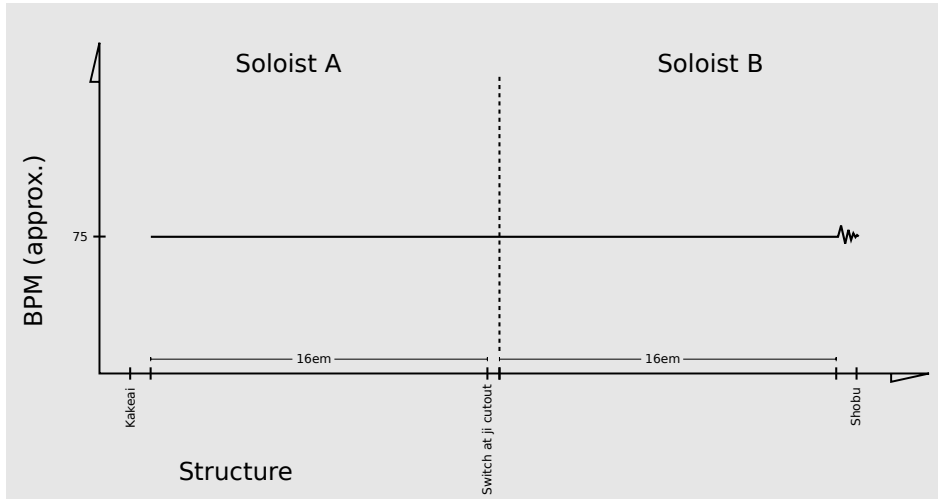
Notes





- Hip-hop-inspired ji
- Ji pauses

Notes



A series of 16 horizontal lines, each with 16 vertical tick marks, providing a grid for writing musical notes.

Kakeai A: "110!"  
O: <shout!>

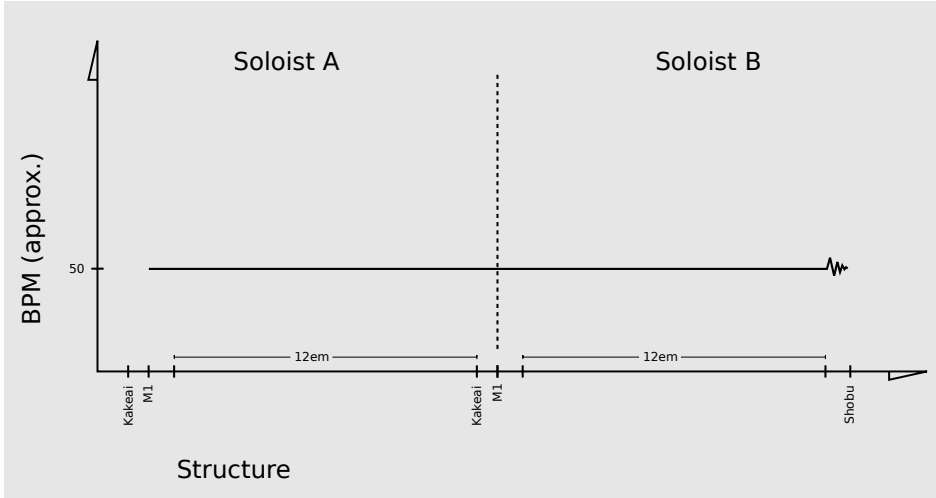
Jiuchi

The diagram shows four rows of notation. Each row starts with '4x'. The first row has four circles. The second row has four circles, a slash, and two circles. The third row has four circles, a slash, two circles, and a group of seven circles labeled 'shime'. The fourth row has four circles, a diamond, a slash, two circles, a diamond, a diamond, and a group of seven circles. A vertical dashed line is positioned between the second and third columns. Below the diagram, it says 'cut last half every 4th bar'.



- 4/3rds jiuchi
- Timing basics
- Observer waltz and vocalizations

Notes



Notes staff

13 empty musical staves for notes.

**Kakeai** A: "134!"  
 O: 「ななな、なんてしつけいままさこさまいけつしてんな!」  
Na na na Nante shitsuke ii Masako-sama ii ketsu shitenna!

**M1**

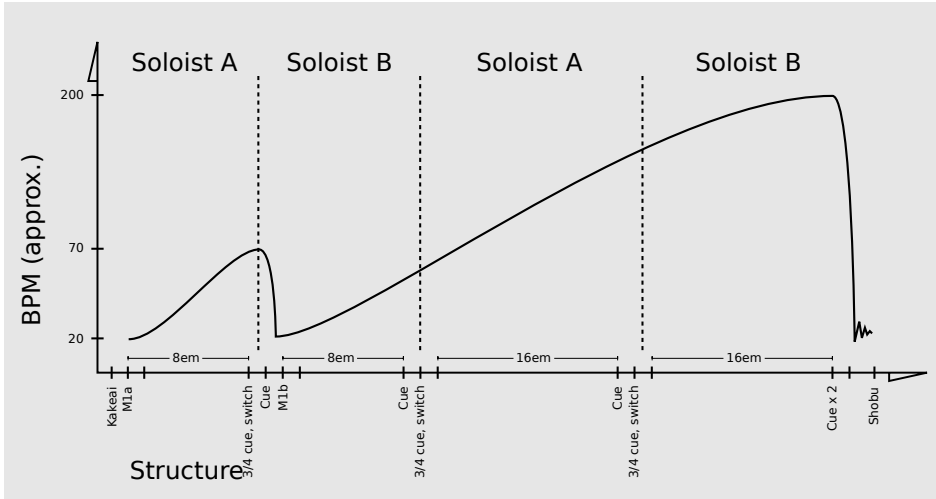
A:	●	●	●	X	X	X	X
Ji:	●	●	●	●	●	●	●
O:	▲ <sub>R</sub>	▲ <sub>R</sub>	▲ <sub>R</sub>	▲ <sub>R</sub>	▲ <sub>R</sub>	▲ <sub>L</sub> slide	▲ <sub>L</sub>

Observers in circle, waltz together.  
 Second time, (Soloist B), start with L foot.



- Tempo changes
- Two solos each player, A B A B

Notes



Notes staffs for Soloist A and Soloist B. The staffs are arranged in two columns of five lines each. The left column is for Soloist A and the right column is for Soloist B. The staffs are empty, with only the rhythmic notation (vertical lines) visible.

Kakeai A: 「よんまるご!」 / "405!"  
 O: 「こんだり、すいたり!」  
Kondari suitari

M1a

A:	●	●	●	X	X	X	X
Ji:		●	●	●	●	●	●

M1b

A:	●	●	●	X	X	X	X
Ji:		●	●	●	●	●	●